

# *plan2040 Draft Document*

*RRTPO Board*

Tiffany Dubinsky, Principal Planner

July 7, 2016

*plan2040*



# Overview

- ***plan2040*** Draft Document Review
- ***plan2040*** Schedule

## TPO Board Action Requested

Authorization of the ***plan2040*** draft document for public review scheduled from August 1 to August 31, 2016

# Draft Document

## Summary Document

- RRTPO and Development Process
- Federal and State Legislation
- Public Participation
- Performance Measures
- Goals
- Fiscally Constrained Plan
- Environmental Justice



# goals & objectives



## Access to Employment

Provide for transportation system connections to areas of employment density and key activity centers, with an emphasis on connecting to areas of high poverty rates.



## Freight Mobility

Enhance freight corridors and intermodal connections to facilitate goods movement into, within and out of the region.



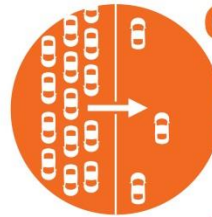
## Safety & Security

Provide for transportation improvements that increase safety and security for system users.



## System Reliability

Implement technologies and programs to improve travel times and support the ease of travel throughout the region.



## Congestion Mitigation

Support transportation system improvements that address existing and expected future traffic congestion.



## Environment & Air Quality

Provide for project alternatives that protect and enhance the region's natural resources.



## Multimodal Connectivity

Improve accessibility and interconnectivity of various transportation modes for all system users.



## Preservation & Maintenance

Ensure that existing transportation infrastructure and facilities achieve a constant state of good repair.



## Transportation & Land Use Integration

Support transportation investments that meet the needs of existing and future land use and development patterns.

# Candidate Projects and Funding

## plan2035

- Identified Needs: **289 projects**
- Estimated Funds Available: **\$6.8 billion**
- Maintenance Estimate (78%): **\$5.3 billion**
- Available Funding (22%): **\$1.5 billion**
- Preliminary “Constrained List” includes **48 funded projects**
- Preliminary “Vision List” includes **241 unfunded projects** (\$2.4 billion)

## plan2040

- Identified Priorities: **89 projects**
- Estimated Funds Available: **\$10.3 billion\***
- Maintenance Estimate (77%): **\$8.08 billion**
- Available Funding (23%): **\$2.29 billion**
- Preliminary “Constrained List” includes **84 funded projects**
- Preliminary “Vision List” includes **5 unfunded projects** (\$357 million)

\*New estimation method includes transit funding

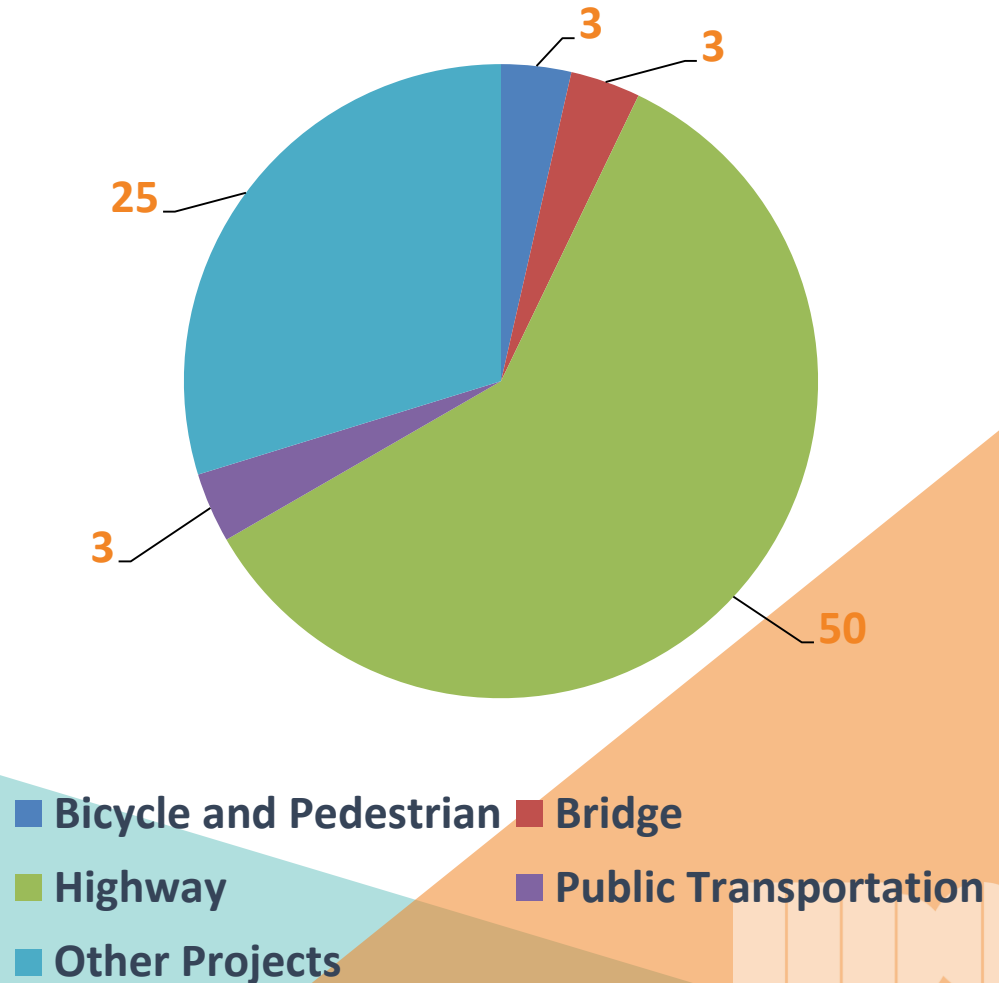


# Constrained Projects List

## • Types of Projects

- Bicycle/Pedestrian
- Bridge
- Highway
- Intersection
- Public Transportation
- Rail
- State of Good Repair
- Other

Number of Projects



# Draft Document

## Technical Document

- Regional Demographics (2012/2040 SE Data)
- Land Use and Environmental Mitigation
- Regional Road Network
- Regional Transit
- Bicycle and Pedestrian
- Rail
- Freight and Intermodal Systems
- Congestion Management
- Transportation Demand Management (TDM)
- Transportation Innovations
- Travel Demand Modeling
- Central Virginia Emergency Management Alliance (CVEMA)



# plan2040 Schedule

## July 2016

TPO Board Authorization  
of Draft for Public  
Review

MTP AC Meeting to  
Review Revised Draft for  
Public Review on July 28

## September 2016

Sept 1: TPO Board  
Presentation of Public  
Comments

Sept 13: MTP AC Review  
of Public Comments and  
Final Draft,  
Recommendation to TPO  
Board for Adoption

## August 2016

Formal Public Review  
Period for Draft  
Document  
(Aug 1 – Aug 31)

## October 6, 2016

TPO Board Review and  
Adoption of Final Draft

Copies Sent to FHWA,  
FTA, and Governor's  
Office





# Public Review: August 1 – 31, 2016

## ■ Advertisements/News Releases

- Richmond Times-Dispatch
- Richmond Free Press
- Local Circulators

## ■ Public Meetings

- Ginter Park Library (Richmond)
- Varina Area Library (Henrico)
- La Prade Branch Library (Chesterfield)

## ■ Draft Document Availability

- Local Libraries
- RideFinders
- RRPDC Office
- Websites: RRPDC, *plan2040*, Capital Region Collaborative

## ■ Social Media

- RRPDC and RRTPO Facebook and Twitter



# TPO Board Requested Action

**RESOLVED**, that the Richmond Regional Transportation Planning Organization (TPO) authorized the *plan2040* draft document for public review from August 1 to August 31, 2016

# *plan2040*

Tiffany Dubinsky, Principal Planner

[tdubinsky@richmondregional.org](mailto:tdubinsky@richmondregional.org)

804-323-2033 x136

[www.richmondregional.org/plan2040](http://www.richmondregional.org/plan2040)

*plan2040*



# Draft Document

*FY 2016 Constrained Long Range Plan  
Estimates provided for planning purposes only*

RRTPO - VDOT Revenues <sup>1</sup>	TIMEBAND 1					
	FY2016	FY2017	FY2018	FY2019	FY2020	FY2021
Administrative	\$ 8,737,760	\$ 8,556,593	\$ 8,742,800	\$ 8,937,147	\$ 9,137,286	\$ 9,335,041
Maintenance-Localities	\$ 80,912,953	\$ 82,672,296	\$ 84,077,461	\$ 85,590,576	\$ 87,216,501	\$ 88,960,520
Maintenance-VDOT	\$ 163,867,253	\$ 167,582,490	\$ 170,458,653	\$ 173,538,682	\$ 176,835,772	\$ 180,348,941
<b>Total Off-the-TOP</b>	<b>\$ 253,517,966</b>	<b>\$ 258,811,379</b>	<b>\$ 263,278,914</b>	<b>\$ 268,066,405</b>	<b>\$ 273,189,559</b>	<b>\$ 278,644,502</b>
CMAQ	\$ 6,626,121	\$ 6,577,446	\$ 6,577,446	\$ 6,577,446	\$ 6,577,446	\$ 6,577,446
CMAQ-Match	\$ 1,656,530	\$ 1,644,362	\$ 1,644,362	\$ 1,644,362	\$ 1,644,362	\$ 1,644,362
District Grant Program	\$ 13,845,251	\$ 5,457,232	\$ 3,184,068	\$ 2,885,654	\$ 9,468,711	\$ 26,903,574
High Priority Projects	\$ 13,845,251	\$ 5,457,232	\$ 3,184,068	\$ 2,885,654	\$ 9,468,711	\$ 26,903,574
Other Discretionary Construction	\$ 47,966,645	\$ 33,090,608	\$ 25,859,264	\$ 24,540,640	\$ 21,469,878	\$ 4,486,523
RSTP	\$ 12,386,168	\$ 12,314,548	\$ 12,314,548	\$ 12,314,548	\$ 12,314,548	\$ 12,314,548
RSTP-Match	\$ 3,096,542	\$ 3,078,637	\$ 3,078,637	\$ 3,078,637	\$ 3,078,637	\$ 3,078,637
State of Good Repair	\$ -	\$ -	\$ -	\$ -	\$ -	\$ 34,371,796
TAP	\$ 305,262	\$ 972,004	\$ 972,004	\$ 972,004	\$ 972,004	\$ 972,004
<b>Total VDOT Revenue Available for MTP</b>	<b>\$ 99,727,769</b>	<b>\$ 68,592,069</b>	<b>\$ 56,814,396</b>	<b>\$ 54,898,945</b>	<b>\$ 64,994,298</b>	<b>\$ 117,252,465</b>
<b>FY16 CLRP TOTALS</b>	<b>\$ 353,245,735</b>	<b>\$ 327,403,448</b>	<b>\$ 320,093,310</b>	<b>\$ 322,965,350</b>	<b>\$ 338,183,857</b>	<b>\$ 395,896,967</b>

RRTPO - DRPT Transit Revenues <sup>2</sup>	TIMEBAND 1					
	FY2016	FY2017	FY2018	FY2019	FY2020	FY2021
Section 5303	\$ 435,563	\$ 435,921	\$ 435,921	\$ 435,921		
Section 5307/5340	\$ 14,311,376	\$ 14,311,376	\$ 14,311,376	\$ 14,311,376		
Section 5339	\$ 1,582,547	\$ 1,582,547	\$ 1,582,547	\$ 1,582,547		
Section 5310	\$ 972,517	\$ 972,517	\$ 972,517	\$ 972,517		
DRPT Capital MTTF (GRTC portion)	\$ 5,026,138	\$ 13,823,000	\$ 1,619,000	\$ 3,739,071	\$ 2,971,014	\$ 3,032,442
Flexible STP & Equity Bonus (GRTC Portion)	\$ -	\$ -	\$ -	\$ 1,111,533	\$ 1,111,533	\$ 1,111,533
Special Projects and Paratransit, TDM & TMP	\$ 113,280	\$ 25,837	\$ 26,399	\$ 26,961	\$ 27,507	\$ 28,266
<b>Total DRPT Revenue Available for MTP</b>	<b>\$ 22,441,421</b>	<b>\$ 31,151,198</b>	<b>\$ 18,947,760</b>	<b>\$ 22,179,926</b>	<b>\$ 4,110,054</b>	<b>\$ 4,172,241</b>

### RRTPO - DRPT Rail Revenues<sup>3</sup>

<sup>1</sup> VDOT Revenue Projections provided to RRTPO on October 30, 2015

<sup>2</sup> DRPT Revenue Projections provided to RRTPO on December 10, 2015

<sup>3</sup> DRPT Revenue Projections for Rail not provided to RRTPO

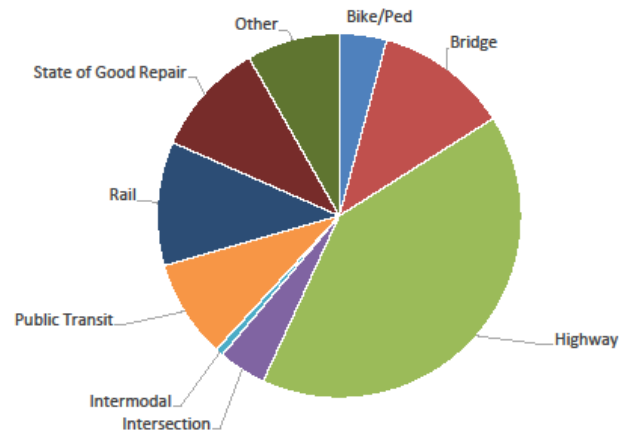


# Draft Document

plan2040 Allocation Guidelines

## Timeband 1 ( FY 16 - 21)\*

Project Type	Allocation Amount (VDOT Revenues)	Allocation Guideline (VDOT Revenues)	Allocation Amount (DRPT Revenues)	Allocation Guideline (DRPT Revenues)
Bike/Ped	\$ 23,642,156	5.11%	\$ -	
Bridge	\$ 66,942,886	14.48%	\$ -	
Highway	\$ 230,926,088	49.95%	\$ -	
Intersection	\$ 24,089,975	5.21%	\$ -	
Intermodal	\$ 668,386	0.14%	\$ 3,357,146	3.26%
Public Transit	\$ 1,514,563	0.33%	\$ 47,813,563	46.42%
Rail	\$ 10,426,824	2.26%	\$ 51,831,891	50.32%
State of Good Repair	\$ 57,295,400	12.39%	\$ -	
Other	\$ 46,773,665	10.12%	\$ -	
<b>Total</b>	<b>\$ 462,279,943</b>	<b>100.00%</b>	<b>\$ 103,002,600</b>	<b>100.00%</b>



\*Note: Allocation guideline percentages for Timeband 1 based on actual allocations to RRTPO projects in VDOT and DRPT FY 2016-2021 SYIP